



South Devon Railway Engineering Ltd

**Carriage & Wagon Parts List
September 2019**

In response to an increasing demand and dwindling number of supply options for quality carriage and wagon components, South Devon Railway Engineering Ltd are pleased to offer a selection of components for the restoration of your rolling stock fleet.

We have called upon the combined experience of many of our members to compile a catalogue of authentic, quality products. We have collected original drawings wherever possible, to allow us to faithfully recreate our components, or reverse engineered parts from existing samples where necessary.

If you do not see the parts you are looking for then please do contact us and we shall do our best to add them to our range.

This parts list shall be updated regularly as our selection of parts increases with customer demand. Please contact us to request the latest version.

All prices shown ex works, transport costs extra.

Prices are all net and subject to VAT at the prevailing rate.




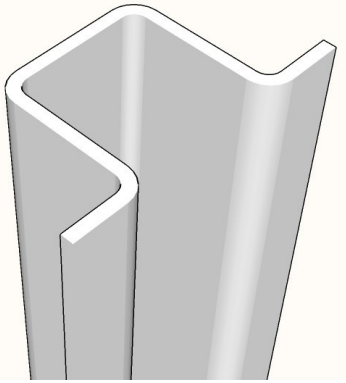
We hope these resources will be beneficial to all of our colleagues in the heritage railway industry and we look forward to working with you.

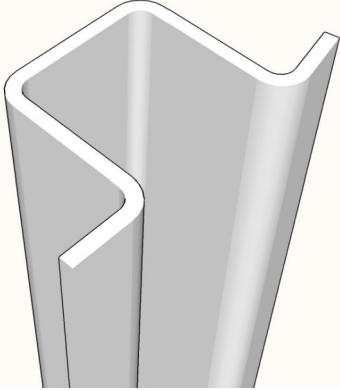
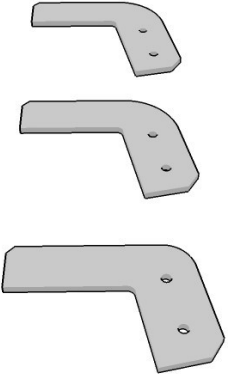
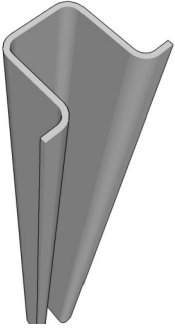
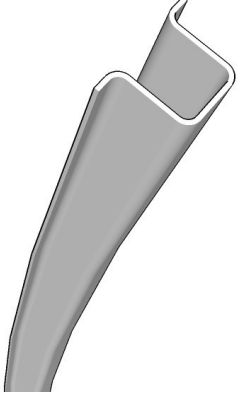
South Devon Railway Engineering Ltd


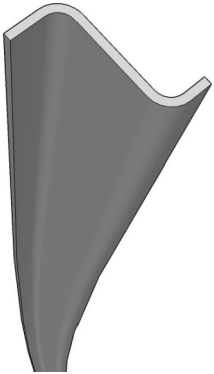
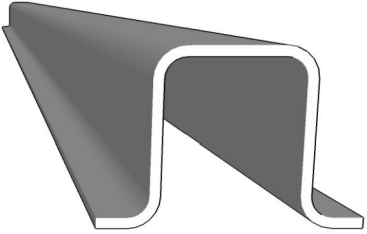
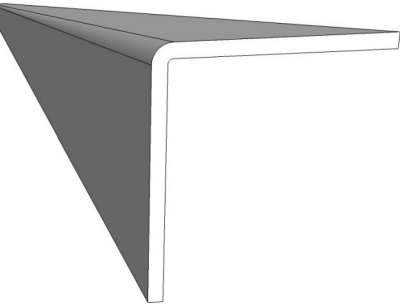
The Station
Dartbridge Road
Buckfastleigh
Devon
TQ11 0DZ

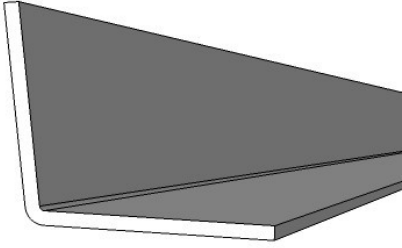

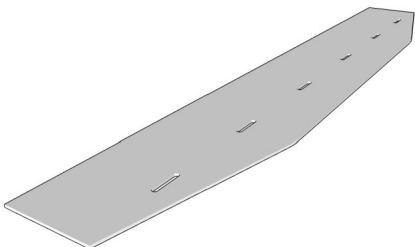

Tel: 01364 643461

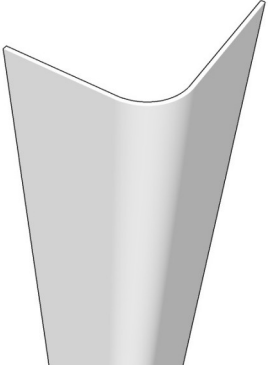
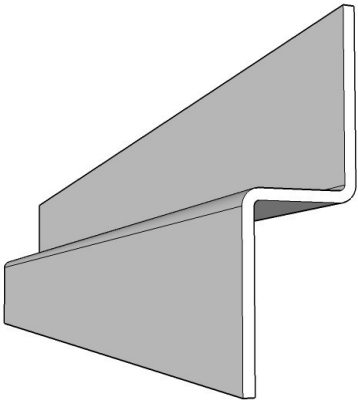


email: engineering@southdevonrailway.org

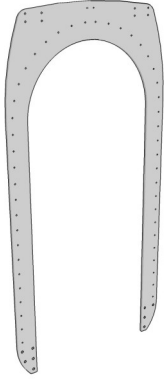

| | | |
|--|--|----------------|
|  <p>CW001</p> | <p>BR Mk1 Coach Coach end panel, right hand side. 2mm mild Steel. Weld through etch primer painted.</p> <p>Supplied with extra length at bottom, to be trimmed after fitting. Coach side flange supplied approx. 7" long, to suit coaches with or without end doors, to be trimmed on fitting.</p> | <p>£390.00</p> |
|  <p>CW002</p> | <p>BR Mk1 Coach Coach end panel, left hand side. 2mm mild Steel. Weld through etch primer painted.</p> <p>Supplied with extra length at bottom, to be trimmed after fitting. Coach side flange supplied approx. 7" long, to suit coaches with or without end doors, to be trimmed on fitting.</p> | <p>£390.00</p> |
|  <p>CW003</p> | <p>BR Mk1 Coach Coach end, centre panel. 2mm mild Steel. Weld through etch primer painted.</p> <p>Supplied over width, to be trimmed on fitting.</p> | <p>£38.00</p> |
|  <p>CW004</p> | <p>BR Mk1 Coach End pillar. 6mm mild Steel, 2670mm long. Self colour.</p> | <p>£125.80</p> |





| | | |
|---|---|----------------|
|  | <p>BR Mk1 Coach Gangway pillar. 6mm mild Steel, 2670mm long. Self colour.</p> <p>One flange set back 11.5°.</p> | |
| <p>CW005</p> | | <p>£125.80</p> |
|  | <p>BR Mk1 Coach Corner cleats. 6mm mild Steel. Self colour.</p> <p>Supplied as a set of 3 (top, centre and bottom).</p> | |
| <p>CW006</p> | | <p>£20.80</p> |
|  | <p>BR Mk1 Coach Pillar. 3mm mild Steel, 2500mm long. Self colour.</p> | |
| <p>CW007</p> | | <p>£36.30</p> |
|  | <p>BR Mk1 Coach Bodyside pillar. 28' 1-7/16" rad. 3mm mild Steel, 2500mm long. Self colour.</p> | |
| <p>CW008</p> | | <p>£56.30</p> |



| | | |
|--|--|---------------|
|  <p>CW009</p> | <p>BR Mk1 Coach Framing rail. 3mm Mild Steel, 2500mm long. Self colour.</p> | <p>£19.80</p> |
|  <p>CW010</p> | <p>BR Mk1 Coach Bodyside framing rail. 28' 1-7/16" rad. 3mm mild Steel, 2500mm long. Self colour.</p> | <p>£54.70</p> |
|  <p>CW011</p> | <p>BR Mk1 Coach Roof centre purlin. 2mm mild Steel, 2500mm long. Self colour.</p> | <p>£40.80</p> |
|  <p>CW027</p> | <p>BR Mk1 Coach Body side cantrail (90°) OR Bodyside panel heater support angle. 3mm mild Steel, 2500mm long. Self colour.</p> | <p>£18.40</p> |


| | | |
|--|---|----------------|
|  <p>CW028</p> | <p>BR Mk1 Coach Roof cantrail (97°). 3mm mild Steel, 2500mm long. Self colour.</p> | <p>£18.40</p> |
|  <p>CW012</p> | <p>BR Mk1 Coach Buffer beam top plate. Standard width (10 ½"). 10mm mild Steel. Self colour.</p> <p>6 slots to allow plug welding to chassis below.</p> | <p>£197.00</p> |
|  <p>CW033</p> | <p>BR Mk1 Coach Buffer beam top plate. Extra width (13 ¾"). 10mm mild Steel. Self colour.</p> <p>6 slots to allow plug welding to chassis below.</p> | <p>£232.00</p> |
|  <p>CW013</p> | <p>BR Mk1 Coach Gangway footplate. 6mm Aluminium Durbar plate.</p> | <p>£39.15</p> |

| | | |
|--|---|---------------|
|  <p>CW014</p> | <p>BR Mk1 Coach Gangway door trim. 2mm mild Steel, 2200mm long. Self colour.</p> | <p>£19.80</p> |
|  <p>CW029</p> | <p>BR Mk1 Coach Gangway door lintel. 3mm mild Steel, 1250mm long. Self colour.</p> | <p>£16.80</p> |
|  <p>CW015</p> | <p>BR Mk1 Coach Floor bearer. 2mm mild Steel, 2800mm long. Self colour.</p> | <p>£38.10</p> |
|  <p>CW016</p> | <p>Corrugated Steel decking. 0.7mm Galvanized mild Steel to EN10147 S320GD + Z100. 2500mm x 630mm x 16mm sheet size.</p> <p>Installed under wooden floors to prevent contamination of oil/grease and as fire barrier.</p> | <p>£54.95</p> |

| | | |
|--|--|------------------|
|  <p>CW017</p> | <p>BR Mk1 Coach Corridor connection face plate. 16mm mild Steel. Self colour.</p> <p>Rivet holes drilled. Stud holes drilled and tapped.</p> | <p>£1,173.75</p> |
|  <p>CW018</p> | <p>BR Mk1 Coach Gangway vestibule extension. 2mm mild Steel. Self colour.</p> <p>All bolt and screw holes pre drilled.</p> | <p>£314.00</p> |
|  <p>CW024</p> | <p>BR Mk1 Coach. Gangway Diaphragm. Fire retardant neoprene rubber. Black.</p> <p>Bolt holes pre punched.</p> | <p>£395.62</p> |
|  <p>CW019</p> | <p>BR Mk1 Coach Gangway diaphragm clamping strip. 5mm mild Steel. Self colour. Sold in pairs.</p> | <p>£62.40</p> |

| | | |
|---|--|----------------|
|  | <p>BR Mk1/Mk2 Coach 'Metalastic' gangway connection tensioner.</p> | |
| <p>CW020</p> | | <p>£335.00</p> |
|  | <p>BR Mk1 Coach Buckeye rubbing plate. Non Asbestos.</p> <p>An alternative to the original Asbestos based pads. Specifically designed for hard working conditions. The material consists of phenolic resins with a NBR bonding system, short fibres and fillers.</p> | |
| <p>CW021</p> | | <p>£36.00</p> |
|  | <p>BR Mk1 Coach (Suburban) Side repair patch. Pressed to suit flat window. 1.6mm mild Steel</p> | |
| <p>CW025</p> | | <p>£86.00</p> |
|  | <p>GWR Coach Upper door skin, standard door, with pressed window rebate. 2mm mild Steel. Zinc Plated.</p> | |
| <p>CW022</p> | | <p>£84.00</p> |

| | | |
|---|--|----------------|
|  | <p>GWR Coach Upper door skin, luggage door, with pressed window rebate. 2mm mild Steel. Zinc Plated.</p> | |
| <p>CW023</p> | | <p>£84.00</p> |
|  | <p>GWR Coach. Pressed interior ceiling vent. Copper.</p> | |
| <p>CW026</p> | | <p>£92.00</p> |
|  | <p>BR pattern carriage ventilator. Mild Steel. Zinc plated.</p> | |
| <p>CW031</p> | | <p>£126.00</p> |
|  | <p>GWR/LMS pattern carriage ventilator. Mild Steel. Zinc plated.</p> | |
| <p>CW032</p> | | <p>£148.00</p> |

| | | |
|---|---|------|
|  | BR Mk1 Coach/GWR Coach. Bogie side control bump stop. Rubber. | |
| CW030 | | £POA |

South Devon Railway Engineering Ltd
Incorporating R K Pridham Engineering
The Station, Buckfastleigh Devon TQ11 0DZ
Tel: +44 (0)1364 643461 Fax: +44 (0)1364 644636

email: engineering@southdevonrailway.org

Website: www.southdevonrailway.org

Registered Office as above. Registered in England No 6667353

V.A.T. Registration No. GB 947 5397 71